

Hello Dear Ham radio EME Friend,

Thanks very much for interest and using of septum feed for ham radio circular polarization traffic.

The feed is pre tuned. See in diagram. Pre-tuning was done in free space and after installation feed inside dish must be tuned again minimum SWR depend your dish.

For tuning you will use screws on opposite side feed. Where is TX and RX please see below.

If you have any further question send me please your e-mail.

I wish all the best and many nice QSOs with the feed.

Best regards Zdenek OK1DFC

Instruction manual **Septum feed** **2320 MHz**

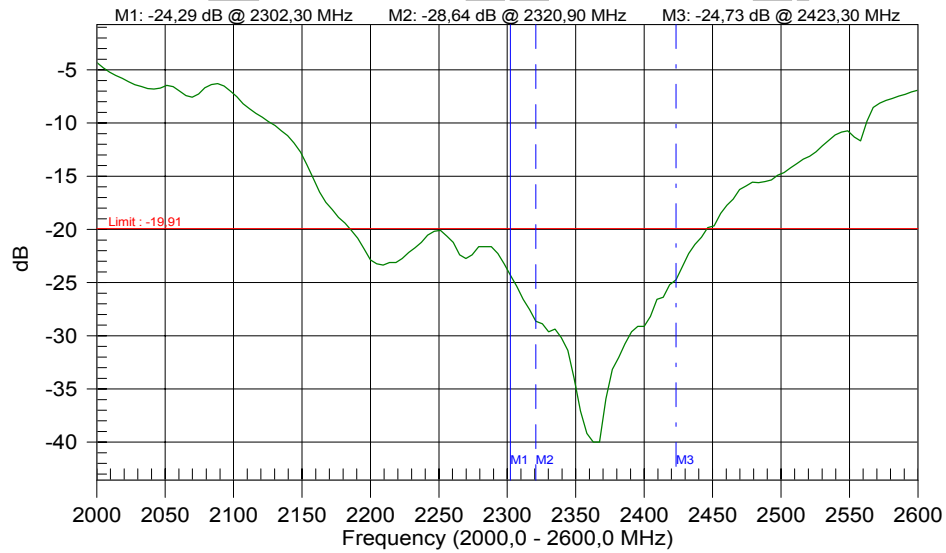
No commercial product!
HAM RADIO ONLY!

SAMEK Zdeněk – OK1DFC
www.qsl.net/ok1dfc - ok1dfc@tesmail.cz


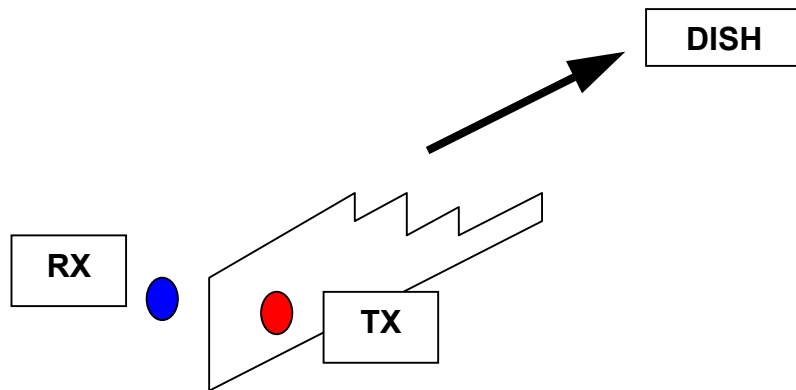
Libeň 156
25241 LIBEŇ – Dolní Břežany
CZECH REPUBLIC

© OK1DFC 10.February 2003


Return Loss - septum feed 13cm TX



Minimum SWR in free space is -40 dB in middle 13cm band. On all using QRG is SWR min.-25 dB. In the dish is possible setup -36 - -40 dB without problem. You can see the diagram how is looking feed inside dish on my web.



Picture how is looking assembling with isolation relay and preamplifier. This preamplifier is DFC microwave cavity system with 0,4dB N/F. 3.th place in preamplifiers contest trough EME 2002 conference Praha



This picture show, how is possible install feed in the dish